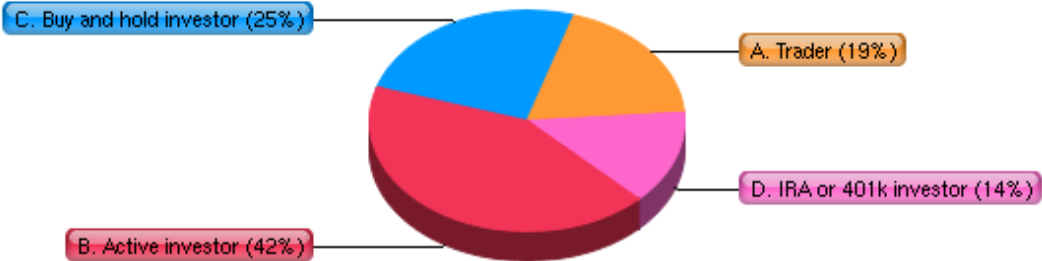


Response Summary Report

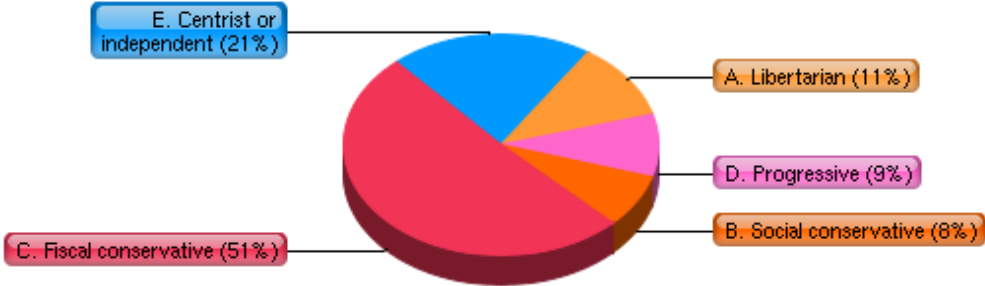
April 16, 2012

1. Which best describes the type of investor you are?



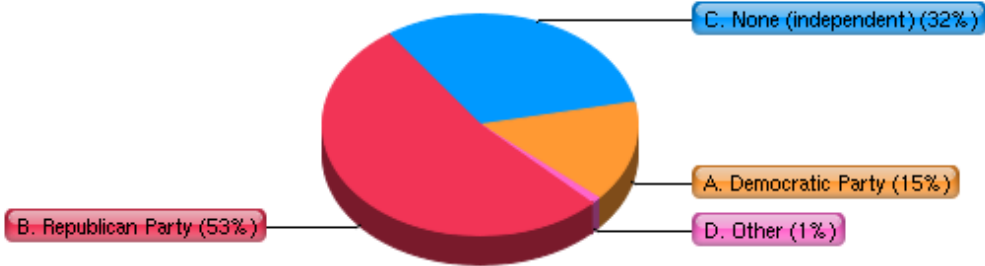
Item	Count	Percent %
B. Active investor	545	42.41%
C. Buy and hold investor	320	24.90%
A. Trader	244	18.99%
D. IRA or 401k investor	176	13.70%

2. Which best describes your political views?



Item	Count	Percent %
C. Fiscal conservative	655	50.93%
E. Centrist or independent	268	20.84%
A. Libertarian	145	11.28%
D. Progressive	118	9.18%
B. Social conservative	100	7.78%

3. With which political party are you registered?



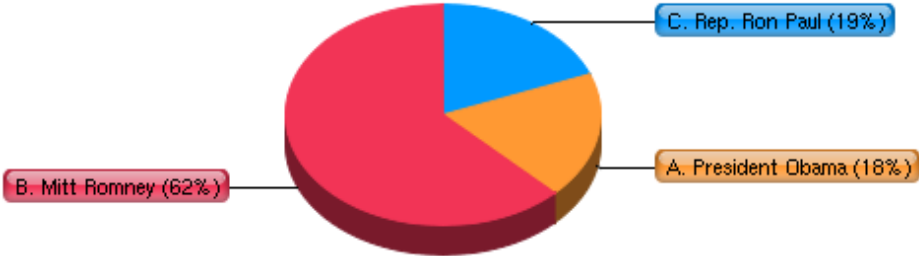
Item	Count	Percent %
B. Republican Party	681	52.71%
C. None (independent)	407	31.50%
A. Democratic Party	191	14.78%
D. Other	13	1.01%

4. If President Barack Obama ran against former Gov. Mitt Romney, with no third-party candidate, I would vote for:



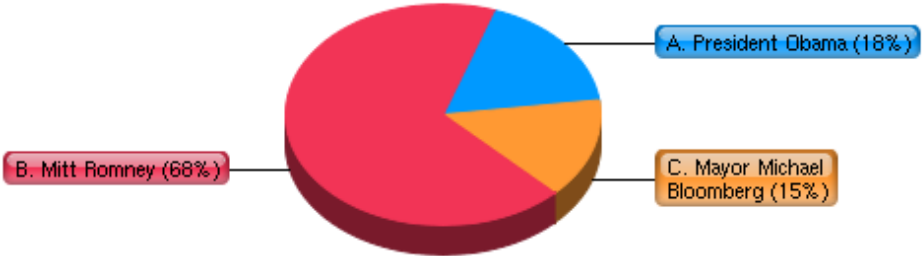
Item	Count	Percent %
B. Mitt Romney	945	76.03%
A. President Obama	298	23.97%

5. If Rep. Ron Paul ran on a third-party ticket, I would vote for:



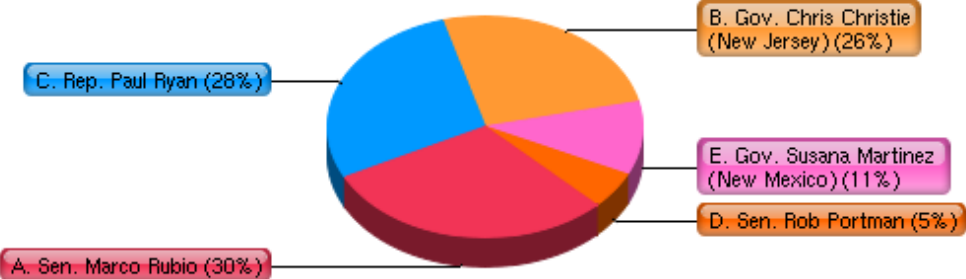
Item	Count	Percent %
B. Mitt Romney	797	62.41%
C. Rep. Ron Paul	244	19.11%
A. President Obama	236	18.48%

6. If New York Mayor Michael Bloomberg were to run on a third-party ticket, I would vote for:



Item	Count	Percent %
B. Mitt Romney	843	67.77%
A. President Obama	219	17.60%
C. Mayor Michael Bloomberg	182	14.63%

7. Which of the following would you most like former Gov. Romney to choose as his vice- presidential running mate if he were to win the nomination?



Item	Count	Percent %
A. Sen. Marco Rubio	354	29.95%
C. Rep. Paul Ryan	333	28.17%
B. Gov. Chris Christie (New Jersey)	304	25.72%
E. Gov. Susana Martinez (New Mexico)	127	10.74%
D. Sen. Rob Portman	64	5.41%